

# 27four Money Market Fund

Fund Fact Sheet | 30 April 2019



## FUND INFORMATION

<b>Investment Manager</b>	27four Investment Managers (Pty) Ltd, a category II licensed financial services provider, FSP No: 31045
<b>Inception Date</b>	01 May 2009
<b>Fund Legal Structure</b>	Life Pool
<b>Regulation 28 Compliant</b>	Yes
<b>Strategic Benchmark</b>	STeFI
<b>Base Currency</b>	ZAR
<b>Fund Size</b>	R167,668,245.09

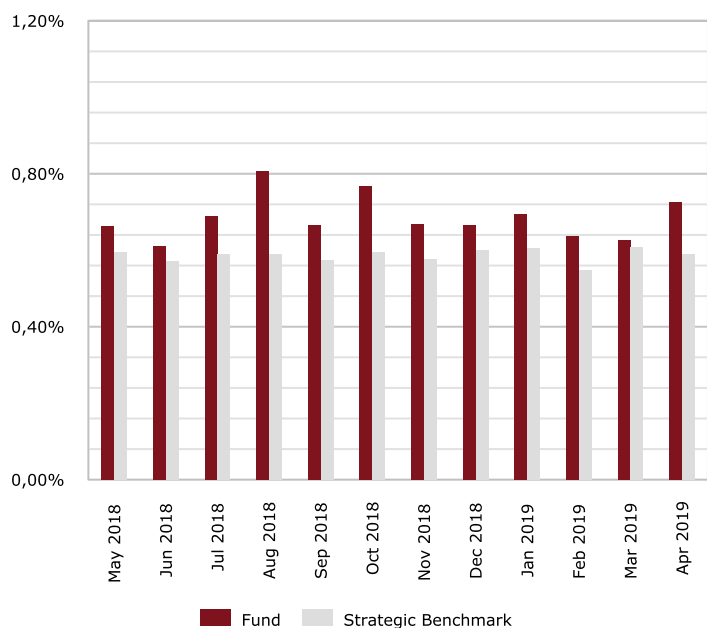
## RISK PROFILE




## FUND DESCRIPTION

The 27four Money Market Fund is a cautious, local money market portfolio that focuses on capital preservation through investment in a diversified blend of money market investment managers. The fund is designed to outperform the Short Term Fixed Interest Index (STeFI).

## PERFORMANCE SUMMARY



## ASSET ALLOCATION



## PERFORMANCE ANALYSIS

	Fund	Strategic Benchmark
1 Month	0.73%	0.59%
3 Months	2.00%	1.76%
6 Months	4.08%	3.58%
YTD	2.71%	2.37%
1 Year	8.53%	7.27%
3 Years (annualised)	8.56%	7.43%
5 Years (annualised)	7.62%	7.03%
Inception (annualised)	7.23%	6.58%
Inception (cumulative)	100.91%	89.09%
Highest Rolling 1 Year Return	8.90%	7.90%
Lowest Rolling 1 Year Return	4.93%	5.18%

## UNDERLYING MANAGER BREAKDOWN

Asset Class	Funds
SA Cash	Coronation Strategic Cash Fund
SA Cash	ZAR Call Account
Issuer	Fund Exposure
Absa	10.79%
Firststrand	10.77%
Nedbank	27.16%
Standard Bank	20.14%
SA Bank Other (Investec & STD Chartered)	12.58%
Foreign Bank	3.69%
GOVT/Parastatal	14.87%
<b>Total</b>	<b>100.00%</b>

## PERFORMANCE SUMMARY

	2009	2010	2011	2012	2013	2014	2015	2016	2017	2018	2019
January		0.70%	0.59%	0.56%	0.44%	0.14%	0.49%	0.49%	0.65%	0.74%	0.69%
February		0.64%	0.63%	0.50%	0.36%	0.46%	0.38%	0.60%	0.64%	0.70%	0.64%
March		0.74%	0.56%	0.52%	0.32%	0.51%	0.53%	0.66%	0.72%	0.63%	0.63%
April		0.66%	0.53%	0.52%	0.47%	0.51%	0.49%	0.66%	0.78%	0.71%	0.73%
May	0.84%	0.67%	0.55%	0.54%	0.49%	0.52%	0.54%	0.68%	0.76%	0.66%	
June	0.71%	0.66%	0.53%	0.51%	0.47%	0.54%	0.58%	0.68%	0.68%	0.61%	
July	0.72%	0.67%	0.54%	0.60%	0.46%	0.52%	0.57%	0.65%	0.75%	0.69%	
August	0.74%	0.66%	0.56%	0.52%	0.35%	-0.11%	0.55%	0.74%	0.75%	0.81%	
September	0.68%	0.63%	0.53%	0.45%	0.56%	0.57%	0.59%	0.70%	0.65%	0.66%	
October	0.70%	0.63%	0.55%	0.55%	0.44%	0.35%	0.52%	0.75%	0.62%	0.77%	
November	0.67%	0.59%	0.52%	0.46%	0.30%	0.35%	0.58%	0.68%	0.65%	0.67%	
December	0.71%	0.58%	0.54%	0.46%	0.51%	0.56%	0.55%	0.69%	0.51%	0.66%	
Year	5.91%	8.10%	6.81%	6.36%	5.29%	5.03%	6.56%	8.28%	8.49%	8.63%	2.71%

## RISK ANALYSIS

	Fund	Strategic Benchmark
Volatility (annualised)	0.46%	0.27%
% Positive Months	99.17%	100.00%
% Negative Months	0.83%	0.00%
Best Month	0.84%	0.78%
Worst Month	-0.11%	0.39%
Average Negative Months	-0.11%	0.00%
Maximum Drawdown	-0.11%	0.00%
Tracking Error	0.32%	-
Sharpe Ratio	1.41	-

## INVESTMENT TERMS

### FEES

Initial Fee	0.00%
Annual Management Fee	Contact 27four for a quote

### INCOME DISTRIBUTION

Income Distribution	None
---------------------	------

## GLOSSARY





<b>Annualised Performance:</b>	Annualised performance show longer term performance rescaled to a 1 year period. Annualised performance is the average return per year over the period. Actual annual figures are available to the investor on request.
<b>Best Month:</b>	Largest increase in any single month.
<b>Highest &amp; Lowest Return:</b>	The highest and lowest returns over any 1 year period since the inception date.
<b>Max Drawdown:</b>	The maximum peak to trough loss suffered by the Fund since inception.
<b>NAV:</b>	The net asset value represents the assets of a Fund less its liabilities.
<b>Sharpe Ratio:</b>	The Sharpe ratio is used to indicate the excess return the portfolio delivers over the risk free rate per unit of risk adopted by the fund.
<b>Standard Deviation:</b>	The deviation of the return stream relative to its own average.
<b>Tracking Error:</b>	The volatility of the difference in returns between a Fund and its Benchmark. Also known as active risk.
<b>% Positive Months:</b>	The percentage of months since inception where the Fund has delivered positive return.

## CONTACT DETAILS

<b>Investment Manager:</b>	27four Investment Managers (Pty) Ltd, Registration number: 2007/006556/07 is an authorised Financial Services Provider (FSP 31045) under the Financial Advisory and Intermediary Services Act (No.37 of 2002), to act in the capacity as investment manager. This information is not advice, as defined in the Financial Advisory and Intermediary Services Act (NO.37 of 2002). Please be advised that there may be representatives acting under supervision • Physical address: Firestation Rosebank, Fifth Floor, 16 Baker Street, Rosebank, 2196 • Postal address: PO Box 522417, Saxonwold, Johannesburg, 2132 • Telephone number: 011 442 2464 • Website: www.27four.com
----------------------------	--

## DISCLAIMER

27four Investment Managers (Pty) Ltd is a licensed financial services provider in terms of Section 8 of the Financial Advisory and Intermediary Services Act, 37 of 2002, as amended, FAIS licence number 31045. This information is not advice as defined and contemplated in the Financial Advisory and Intermediary Services Act, 37 of 2002, as amended. Past investment returns are not indicative of future returns. 27four Investment Managers (Pty) Ltd shall not be liable for any actions taken by any person based on the correctness of this information. This document is for information purposes only and does not constitute or form part of any offer to issue or sell or any solicitation of any offer to subscribe for or purchase any particular investments. Opinions expressed in this document may be changed without notice at any time after publication. We therefore disclaim any liability for any loss, liability, damage (whether direct or consequential) or expense of any nature whatsoever which may be suffered as a result of or which may be attributable directly or indirectly to the use of or reliance upon the information.

 www.27four.com
 info@27four.com
 @27four
 +27 11 442 2464   0800 000 274

WE LIVE INVESTMENTS™

